

Graphical Profiles 15-point Scale

Norms Used:

☐ Age

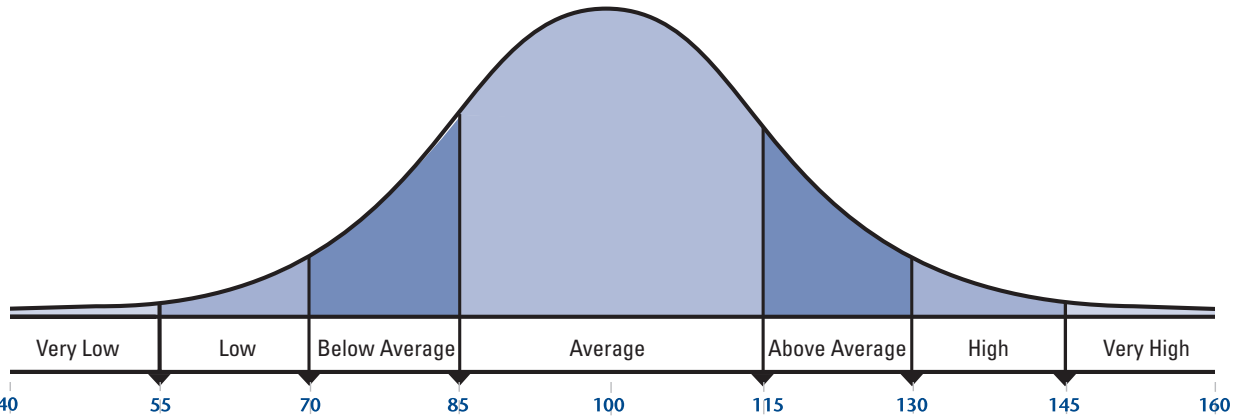
☐ Grade: Fall

☐ Grade: Winter

☐ Grade: Spring

Name _____


Grade _____ Age _____ Test Date _____ Form ☐ A ☐ B



Composite

Academic Skills Battery	
Reading	
Math	
Written Language	
Sound-Symbol	
Decoding	
Reading Fluency	
Reading Understanding	
Oral Language	
Oral Fluency	
Comprehension	
Expression	
Orthographic Processing	
Academic Fluency	

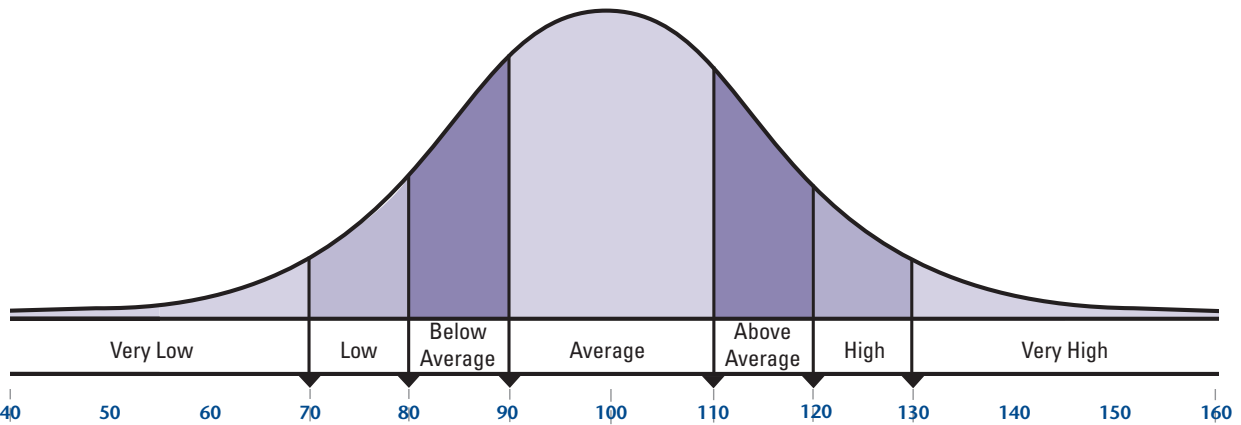
Very Low (≤55) Low (56-69) Below Average (70-84) Average (85-115) Above Average (116-130) High (131-145) Very High (146-160)



Graphical Profiles 10-point Scale

Norms ☐ Age
Used: ☐ Grade: Fall
☐ Grade: Winter
☐ Grade: Spring

Name _____
 Grade _____ Age _____ Test Date _____ Form ☐ A ☐ B



Composite

	40	50	60	70	80	90	100	110	120	130	140	150	160
Academic Skills Battery													
Reading													
Math													
Written Language													
Sound-Symbol													
Decoding													
Reading Fluency													
Reading Understanding													
Oral Language													
Oral Fluency													
Comprehension													
Expression													
Orthographic Processing													
Academic Fluency													
				Very Low (≤69)	Low (70-79)	Below Average (80-89)	Average (90-109)	Above Average (110-119)	High (120-129)			Very High (130-160)	

